

Metrac
The slope-capable tool carrier

REFORM **R**



Metrac
Excellent slope capability.
Soil-conserving. Safe.

Metrac G3, G3 X, G4 X, G7 RX

Metrac H4 X, H7 RX, H7 X, H9 X

REFORM. Teamwork Technology.



REFORM Metrac

The all-rounder.

The REFORM Metrac is a two-axle mower developed for extremely steep terrain in mountain agriculture and municipal technology. It is characterised by state-of-the-art technology and maximum economy. With its outstanding slope capability, combined with highest soil protection, the Metrac provides unique work comfort.

REFORM Metrac have been built since 1965.

Benefits at a glance:

- Powerful, thrifty 4 cylinder diesel engines
- Multi-function control lever for highest operating comfort*
- Preselectable differential locks with 100% locking efficiency
- Switchable four wheel drive
- Depending on the area of use: Speed change gearbox or hydrostatic drive
- 4 steering modes: 4 wheel steering, front, rear and crab steering
- Low dead weight and low centre of gravity
- Slope-capable, soil protecting low pressure tyres
- Permanent ground contact of all 4 wheels through oscillating front axle (central joint)
- Hydrostatic steering system
- 2 full attachment areas with powerful linkages
- Weight compensation and vibration damping*
- Power shift PTO
- Axle guided, trailing front linkage*

*not with G3/G3 X



The experts in action!



REFORM Metrac

2 full attachment areas for a wide range of attachments.

The chassis of the Reform two axle mower is designed for mounting attachments both in front and in the rear. Thus two full attachment areas for a large number of implements are available. The robust linkages with standardised mounting points provide for quick mounting and removing of attachments, such as flail mower, snow blower, tilting shovel and much more to make a versatile universal machine.

- 1 Front linkage with front PTO
- 2 Rear linkage with rear PTO, trailer hitch

Rotary disc mower, twin blade, side delivery belt rake, flail mower, front collecting fork, snow plough, snow blower, sickle mower, road sweeper, etc.

Rotary tedder, rotary swather, tipping shovels, fertiliser spreader, trailer, baler, drag hose manure application, trailer, extension arm boom flail mower, rear spreader, grassland harrow, etc.



1 Rotary disc mower



1 Road brush



1 Sickle mower
2 Suction container



1 Extension arm boom flail mower



1 Flail mower



1 Flail mower



1 Sickle mower



1 Twin blade front mower



1 Snow blower



2 Dump bucket



1 Side delivery belt rake

For a wide range of everyday requirements.


Metrac in action all year round.



Cutting edge technology and safety.

The Reform Metrac chassis.

Two-axle mowers are designed as automotive tool carriers for safe and soil protecting work in all areas. The tried and tested Reform Metrac chassis consists of the front and the rear carriage, which are connected by a central joint. On this robust chassis, a wide range of attachments can be mounted such as a rotary disc mower, side delivery belt rake, flail mower, snow blower, snow plough, road brush and many more.



Robust driving/steering axles with **planet gear final drives** deliver high pulling force and protect the drivetrain. The drive shafts are exposed to lower forces, so they can be built in a lighter design.

- 1 Internal gear
- 2 Planetary gear
- 3 Internal sun gear
- 4 Planetary gear carrier

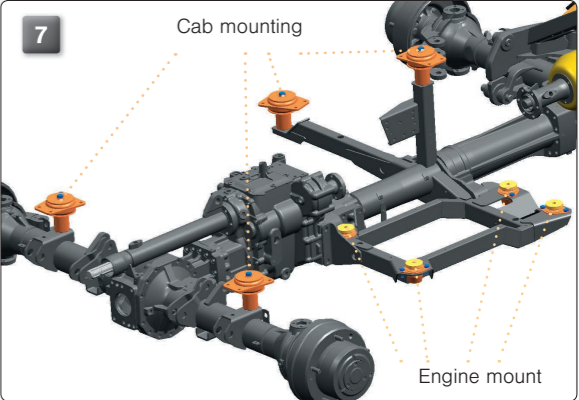
2 Central joint and oscillating axle
The pivoting central joint between pendulum front axle and rear axle ensures that all 4 wheels have permanent traction, ensuring safe handling in any situation. You get full power transfer and optimum soil protection also in rough terrain.

3 The large-size **single disk dry clutch** for the drive in the G models and the PTO drive in the H models ensures full power transmission and long service life. The PTO drive of the G models is switched electro-hydraulically via a multi disk clutch (G3/G3 X manually).


4 Mechanical transfer gear with PTO coupling
The powertrain goes from the engine via the clutch to the mechanical transfer gear and from there to the front and rear PTOs. In the G models, the powertrain flows from the mechanical transfer gear via a cardan shaft to the speed change gearbox.

5 The **4 wheel drive** (front wheel drive switchable) facilitates maximum power transmission to the ground by optimal distribution of the driving force to both axles.

6 The robust **3-point rear linkage** (option) is equipped with double acting cylinders, can be switched to single acting (G3/G3 X optionally single acting or double acting). The high lifting forces also make it possible to use heavy attachments. A particularly helpful feature for mounting attachments conveniently and fast is, as in the front linkage, the standard exterior electric control of the linkages (not in G3/G3 X). Lower links with hook ends are also available on request.




Centre tube with engine mount and cab mount.
The centre tube provides the robust link between front and rear axles. Cab and engine (not on G3/G3 X) are mounted on 4 rubber mounts each to dampen vibration. Vibrations are neutralised at their very source.

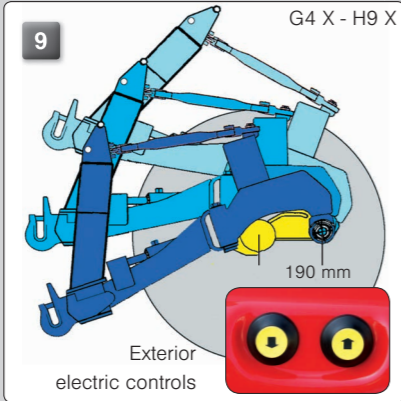


8 The **rear PTO** is electro-hydraulically switchable and ensures soft starting of attachments due to the soft start system (does not apply to G3/G3 X: rear gearbox PTO).

Hydraulic lateral displacement



Rotating angle front linkage




The strong, axle guided **front linkage (9)** provides best contour following through pivot points that are located far behind the front axle. The standard hydraulic (G3/G3 X) or electro-hydraulic weight compensation provides higher traction and better climbing capability combined with best contour following and soil protection. Lateral displacement: Even better slope capability by displacing the centre of gravity. Facilitates working close to obstacles and makes mounting of attachments easier.

In the G models, the **front PTO (10)** is driven via a multi disk clutch, and via a single-disk dry clutch in the hydrostat models. The high efficiency of the electro-hydraulically (not in G3/G3 X) power-shiftable PTO with 540 rpm facilitates the efficient use of attachments.

Use the full power with the **mechanical speed change gearbox (11)** in the Metrac G-series. The synchronised speed change and reversing gearbox ensures precise and safe gear shifting, in any situation. G4 X – G7 RX optionally with creep speed gear group.

Hydrostatic drive (12) with variable pump and variable motor in the two axle mowers of the H series – this comfort is with a capital C. The hydrostatic drive with 4-speed ranges provides continuous adaptation of the driving speed to the various working conditions and allows for soft, smooth starting also on slopes. The permanent transmission of power generates additional safety on slopes.

Large fuel tank (not shown)
The large PE tank holds enough fuel for a whole working day without refilling.



Protecting man and machine

REFORM weight compensation and vibration damping.



The mower follows the ground contours without changing the weight compensation pressure.



The impact load is minimised by gas pressure accumulators.

Electro-hydraulic weight compensation – in G4 X – H9 X

The front linkage with electro-hydraulic weight compensation allows the driver to control the ground pressure of front attachments conveniently from the cab. The hydraulic system transfers a large part of the attachment's ground pressure to the front wheels via a specified, adjustable residual pressure in the hydraulic cylinders. The mower literally hovers above the ground, requiring less pushing force and engine power, increasing climbing capability and traction, and going easy on the turf.



The **digital display** shows the set compensation pressure that you pre-select with the push of a button. The electronic system controls the recharging of the accumulators, ensuring that the selected compensation pressure is maintained.

Hydraulic vibration damping (optional/standard)*

All vibrations caused by heavy attachments during fast driving are neutralised, minimising impact load. This means greater comfort and safety, and less wear for your Metrac plus attachment when working. The shiftable vibration damping (also called vibration absorption) is available for the front linkage and/or the rear linkage.



Gas pressure accumulators absorb large part of the vibrations that occur during driving with heavy attachments, especially in road driving.

*see technical specification

REFORM Metrac

The smart 4 wheel steering system.

Up and down the hills with 4 wheel steering


The hydrostatic steering system with four steering modes as standard equipment is the crowning achievement in this chassis concept. You can switch steering mode conveniently at the push of a button, even while driving.

The “thinking” steering system


Sensors report the straight wheel alignment to the steering control unit, which enables the fully automatic switch of steering modes, e.g., from front to 4 wheel steering and vice versa.




The 4 steering modes




1 Front steering



2 Rear steering



3 4 wheel steering



4 Crab steering

Your benefits at a glance:

Electro hydraulic weight compensation:

- Increased climbing and slope capability.
- More traction through weight transfer to the front axle.
- Constant weight compensation for optimal ground following and protection.
- Great convenience by easy, straightforward operation.
- Weight compensation pressure pre-selectable via buttons.
- Setting range from 6 to 120 bar (1 bar increments or high speed).
- Permanent desired/actual comparison of the set and the actual compensation pressure.
- An indicator light in the dashboard signals when the weight compensation is active.
- Protection of the hydraulic system and the machine.
- Switchable to the rear linkage (option).

Hydraulic vibration damping:

- Provides smooth driving also with heavy attachments.
- Comfortable driving with low machine wear.
- Reduces vibration build up in the vehicle during fast road travel with mounted attachment.
- Greatly increased driving comfort in road traffic.
- Easier travel to and from the work area.
- Forces caused by sudden jolts, which are transferred to the axle by the top and lower links, are reduced.
- Damping of vibrations transferred from the ground to an attachment.
- Vibrations caused by uneven ground are absorbed.
- Damping effect also in the cab.
- The vibration damping feature is switchable.

1 Front steering

- For driving on roads, for safe, stable driving at high speeds.
- For working with rear mounted attachments or trailer operation.

2 Rear steering

Used mainly on level to moderately sloped terrain. With rear steering, the direction of front mounted attachments can be better and more precisely controlled than with front steering. Moreover, the front attachment is not subject to lateral "shift" during steering, allowing for much smoother and more consistent work.

3 4 wheel steering

The special features of the original Reform 4 wheel steering:

- High manoeuvrability in the tightest of spaces.
- Front and rear wheels are turned at the same angle and run exactly in the same track.

- Maximum soil protection by even, absolutely tension free traction of all 4 wheels.
- Quick and fully automatic switching of steering modes with the push of a button – also during driving.
- Better efficiency through tighter turning circles.

4 Crab steering

Front steering is used while the rear wheels are turned at an angle; this results in a lateral offset during driving.

- For safe work in extreme contours through a shift in the centre of gravity.
- Working along ditches and fences; the rear wheels stay at a distance.
- Convenient for spreading at boundaries with 3 point rotary tedder.
- Soft ground is protected since each wheel runs in its separate track.



Metrac H7 X and H9 X



Metrac H7 RX

REFORM Metrac H-models

Hydrostatic drive.

In the Metrac H4 X - H9 X series, the hydrostatic drive with 4 speed ranges allows the **continuous speed adjustment** to the working conditions and provides added safety on slopes through continuous traction.

Choose your driving mode:

Manual with the multi-function accelerator lever

Continuous F/R control with notch in the neutral position, for efficient use with swather or rotary tedder, in partial load operation with low engine speed.

Automotive via accelerator pedal

For the use with rotary disc mower or flail mower, when high PTO speed for clean cut and high power is needed.




The special driving comfort

Speed adjustment and change of driving direction with one accelerator lever.



2 mech. ranges

automotive or manual, 2 hydraulic stages







The **hydrostatic drive** goes from the diesel engine to the variable pump, which forms a hydraulic circuit with the variable motor, and from there mechanically to the downstream 2-stage shuttle gearbox to the wheels.

- 1 Variable pump
- 2 Variable motor
- 3 2-stage shuttle gearbox

H4 X
H7 RX

H7 X
H9 X

Speeds in kph with standard tyres		
	1 st stage	0 – 7 31x15.5-15
	2 nd stage	0 – 13.9
	1 st stage	0 – 18.1
	2 nd stage	0 – 36.0
	1 st stage	0 – 7.6 33x15.5-15
	2 nd stage	0 – 14.6
	1 st stage	0 – 19.7
	2 nd stage	0 – 38.0

Benefits at a glance:

- 4 speed ranges for maximum power transmission
- Easy and safe manoeuvring over harsh terrain
- Soft, smooth starting for special protection of the turf
- Continuous driving speed selection for forward and reverse driving
- Maximum safety on slopes through permanent transmission of power
- Manual or automotive driving mode depending on application
- High working comfort for driver and protection for the brakes
- Inching pedal as active safety device for fast stopping

REFORM Metrac H4 X

Small, but with a big heart.

The Metrac H4 X is the most compact model with hydrostatic drive and thus a perfect entry level model to the **continuous driving speed adjustment**. This mid-range Metrac convinces not only by its ease of use and comfort, but also by its low dead weight, which makes working in extreme terrain and in confined spaces easy and safe.

Benefits at a glance:

- Hydrostatic drive for continuous travelling speed control with only one lever
- Front linkage with lateral displacement
- Low slung design and low dead weight for best slope capability
- Top deluxe cab – optionally with air conditioning.
- Electro hydraulic weight compensation.
- 4 wheel steering, switchable to front, rear, and crab steering, ensures highest agility and soil protection.



The Metrac H4 X has a **front linkage** with integrated lateral displacement as standard.



The **exterior electric control** for the front linkage is standard and makes mounting of attachments much easier.




All **controls** are grouped ergonomically and clearly according to function and are within the driver's reach – so you have everything under control and can fully focus on your work. From the **hydraulic control panel** you control the rear linkage or other hydraulic attachment features conveniently and with the push of a button. Switching a control device to oil motor operation with the push of a button. With the toggle feature between front and rear linkage, you operate the rear linkage including weight compensation conveniently with the multi-function control lever. In the hydrostat models, you select the driving mode (automotive or manual) as well as the speed ranges 1 or 2 in a clearly laid out way at the hydraulic control panel.

Powerful working hydraulics with comfort operation

The hydraulics block with electromagnetic controls lays the foundations for meeting the various requirements for attachment operation both at the front and at the rear. The control valves are conveniently operated from the multi-function control lever or the control panel to the right of the driver.

The **hydraulic couplings** are easily accessible and marked both with colours and symbols, which makes mounting of attachments so much easier.



REFORM Metrac H7 RX

The spearhead of the mid-range.

The Metrac H7 RX comes in a modern and innovative design. The interior has been redesigned and scores with technical highlights such as the tilt and height-adjustable steering column, generous storage areas, and a central colour display with on-board computer. The powerful engine with emission stage 3B takes the driver to his destination efficiently and gently to the environment.

Benefits at a glance:

- High engine power (70 hp/250 Nm) at emission class 3 B
- Hydrostatic drive for continuous driving speed control
- Inching pedal for maximum safety
- 4 steering modes for unbeatable manoeuvrability
- New spacious interior
- Very good all-round visibility
- Tilt and height-adjustable steering column
- Central instrument cluster with on-board computer and colour display
- Front linkage with lateral displacement and electro-hydraulic weight compensation
- Highest payload in its class
- Highest lifting forces
- Electro-hydraulically switchable four wheel drive
- Electro-hydraulically actuated differential locks
- Maximum terrain mobility
- Highest soil protection



The **4-cylinder turbo diesel engine** of **emission stage 3B** is powerful and environmentally friendly at the same time. Equipped with a particle filter, it impresses with 70 hp, high pulling power, smooth running, and long service life.

With 250 Nm, the high torque, available already from 1,000 rpm and across a wide range, delivers excellent engine output with power to spare in any situation



The completely redesigned interior of the Metrac H7 RX excels in spaciousness and comfort. A new multi-function control lever facilitates operation and provides maximum driving pleasure. Thanks to the high-performance air conditioning, it remains comfortably cool in the cab even on hot days. The **storage areas** have been **enlarged** as well. The interior is equipped with a document pocket and a mobile phone holder. Removable floor mats allow easy cleaning of the Metrac cab.

The electric **seat swivel mechanism** always ensures an ergonomic and upright seating position of the driver even on the steepest terrain. The tilt and height-adjustable steering column allows comfortable entry and can be adjusted to the driver's individual requirements.



For the H7 RX, the emphasis is on **serviceability** and optimal accessibility of the components. All service and maintenance flaps can be opened easily and without tools. This particularly facilitates the daily service work such as checking and servicing of windscreen washer fluid, air filter, engine oil level, brake fluid reservoir, clutch fluid, etc.

REFORM Metrac H7 X

More power for various applications.

The 74 hp 4-cylinder turbo diesel engine in the Metrac H7 X excels in high efficiency and performance. The comfortable cab with intuitive operation ensures highest work comfort. High axle loads of 2,100 kg at the front and 2,600 kg make the Metrac H7 X a true workhorse. With a permissible gross weight of 4,000 kg, the Metrac H7 X delivers a high payload. The Metrac H7 X already meets the requirements of emission level 5.

Benefits at a glance:


- 74 hp
- 310 Nm
- **2,300 rpm nominal speed**
- Dead weight from 2,275 kg
- Wheelbase 2,045 and 2,245 mm
- **Up to 15 degrees oscillation**
- New Bosch Rexroth hydrostat components
- Diesel particulate filter (DPF)
- **Reversing fan**
- **Emission level 5**



Working space H7 X and H9 X

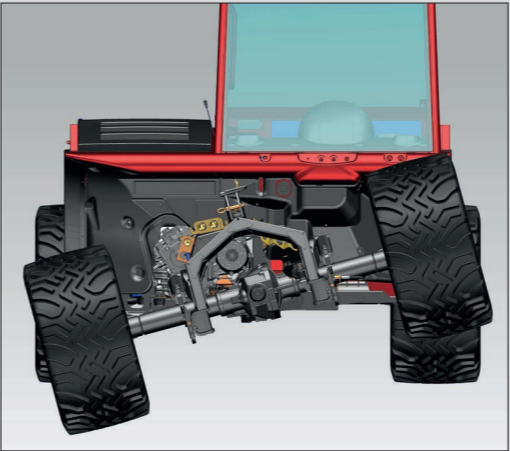
The comfortable cab of the Metrac premium class is noise-optimized and has a logical grouping of switches. Arranged in logical groups, the controls are intuitive and logical. The reduced nominal speed of 2,300 rpm contributes to a pleasant noise background and allows fatigue-free work – even during long work days.

- Logical and intuitive operation
- Pleasant noise background



PTO H7 X and H9X

In order to satisfy individual customer requirements, two different speeds (540 and 1,000 rpm) can be selected on the H7 X and H9 X both on the front PTO and the rear PTO. Optionally, the PTO speeds are combined in a speed change gearbox. The Metrac H7 X and H9 X thus always provide the suitable PTO speed for the attachment.



Oscillation H7 X and H9 X

To provide even better performance in difficult terrain, REFORM offers the Metrac H7 X and H9 X with two wheelbases (2,045 and 2,245 mm), which allow a front axle oscillation of up to 15 degrees. Thanks to 4 wheel steering with the same steering angle on both axles, the Metrac H7 X and H9 X are very agile.

- Up to 15 degrees oscillation
- 2 wheelbases


REFORM Metrac H9 X

Excellence in the comfortable premium class.

The H9 X extends the high end of the Metrac X-series with a powerful 91 hp turbo engine. Excellent lifting forces and axle loads as well as different PTO speeds make demanding applications possible, 365 days a year. With a dead weight from 2,345 kg, the Metrac H9 X is a true lightweight in its class. Equipped with a diesel particulate filter (DPF) and an SCR catalytic converter with AdBlue injection, it meets the strict requirements of the level 5 emission standard.

Benefits at a glance:

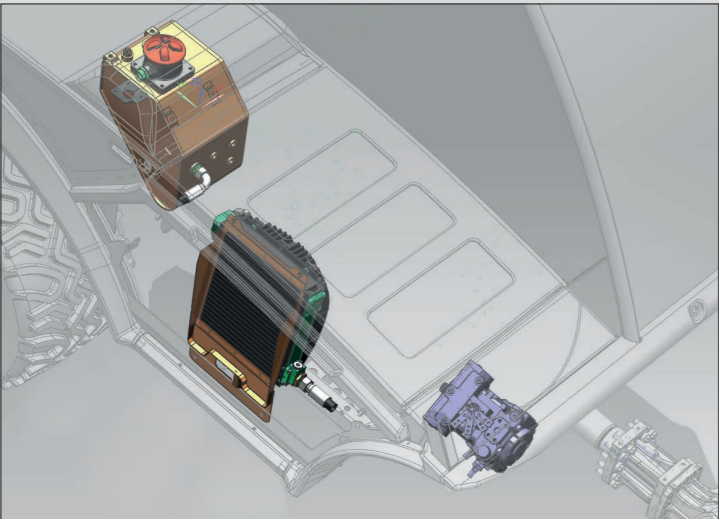
- **91 hp**
- 380 Nm
- **2,300 rpm nominal speed**
- Dead weight from 2,345 kg
- Wheelbase 2,045 and 2,245 mm
- **Up to 15 degrees oscillation**
- New Bosch Rexroth hydrostat components
- Diesel particulate filter (DPF)
- SCR catalytic converter
- AdBlue
- **Reversing fan**
- **Emission level 5**



New engines for H7 X and H9 X

With the two new Metrac H7 X and H9 X models, REFORM meets an important requirement from the field. With the new, high-torque 91 hp 4-cylinder turbo diesel engine, the new Metrac H9 X is a real powerhouse. Due to the integrated exhaust gas treatment with a DPF and SCR catalytic converter, the Metrac H9X meets the strict level 5 emission standards. With the reduced nominal speed of 2,300 rpm, the noise level has been reduced further. Thanks to automatic regeneration of the DPF, maintenance of the exhaust gas treatment could be reduced to a minimum.

- 74 hp/91 hp
- 310 Nm/380 Nm
- 2,300 rpm




Super-strong hydrostat

With the new Bosch-Rexroth hydrostat components, the performance of the Metrac H7 X and H9 X is substantially increased. The larger hydrostat units make for 15% higher tractive power. This positively affects the driving characteristics.

New hydrostat cooling

The new enlarged hydrostat components and temperature-controlled switching always cool the hydrostat components for best performance. Automated reversal of the direction of rotation of the fan ensures that the radiator never gets dirty - it also cleans itself automatically.

- 15% better traction performance
- Larger hydrostat cooler
- Automatic reversal of rotation provides for clean coolers



Reversing fan for engine cooling

For particularly dusty and dirty operating conditions, it is recommended to use a **reversing fan** in the Metrac H7 X and H9 X. This allows quick cleaning of the radiator by turning the fan blades. The blades rotate at the push of a button, and the entire dirt of the radiator is blown to the outside. In addition, special grilles on the radiator ensure that less dirt adheres.

REFORM Metrac G models 


Mechanical speed change gearbox.

Shifting made easy – the Metrac G3 – G7 RX series comes with standard synchronised shuttle gearbox (not in G3/G3 X) to provide exact and safe shifting in any situation. The close gear stepping optimally exploits the powerful engine output and provides the right driving speed for any type of work. The speed change gearbox has four gears, which the two- or three-stage shuttle gearbox translates to 8 or 12 gears.

- 1 Clutch

2 Mech. transfer gear
- 3 4-gear speed change gearbox

4 Shuttle gearbox (2 or 3 ranges)















The gear levers are ergonomically and clearly placed.



The **mechanical drive** goes from the diesel engine via a single-disk dry clutch to the mechanical transfer gear, and from there via a cardan shaft to the 4-gear speed change gearbox. This is translated to 8 or 12 speeds, respectively, by the 2- or 3-speed shuttle gearbox.

G3 G3X G4X G7 RX G7 RX

	26x12.00-12	29x13.5-15	31x15.5-15	33x15.5-15	425/55R-17	Speeds in kph
 Gear I	—	—	1.0	1.5	1.5	
 Gear II	—	—	1.9	2.6	2.7	
 Gear III	—	—	3.0	4.1	4.3	
 Gear IV	—	—	4.1	5.7	6.0	
 Gear I	2.0	2.3	2.2	3.1	3.0	
 Gear II	3.3	3.8	4.0	5.6	5.8	
 Gear III	5.5	6.3	6.3	8.8	9.3	
 Gear IV	9.2	10.5	8.8	12.3	13.0	
 Gear I	4.3	5	6.9	9.6	10.0	
 Gear II	7.3	8.3	12.3	17.2	18.0	
 Gear III	12.1	13.8	19.5	27.2	28.6	
 Gear IV	20.1	23.0	27.3	38.0	40.0	

Benefits at a glance:

- Synchronised shifting and shuttle gearbox (G4 X - G7 RX)
- Closely and evenly stepped gears
- Short, direct shifting travels
- Low starting speeds especially in the road gear group
- All speeds are switched in both directions of travel
- 2 gearbox variants:
 - 8F/8R gears for agricultural use,
 - 12F/12R gears (incl. 4 creep speeds) for working in the slow speed range, e.g., snow blower



Metrac G7 RX



Metrac G7 RX

REFORM Metrac G3

The efficient entry level.

Enter the world of dual-axle mowers!

The Metrac G3 features a high degree of mature technology, paired with very easy operation. Combined with a twin blade mower, the Metrac G3 is an especially lightweight and cost efficient working team with unbeatable terrain mobility. Thanks to good engine output and the power shiftable front PTO, the G3 is also particularly efficient with a rotary disc mower.

- Powerful technology with high efficiency.
- Uncomplicated, robust technology
- Particularly low weight for maximum terrain mobility
- Dead weight of only approx. 1,400 kg
- Front linkage with hydraulic weight compensation
- 4 wheel steering system at the push of a button
- 4 steering modes for unbeatable manoeuvrability
- Switchable front wheel drive
- Power shiftable front PTO
- Low centre of gravity, large footprint
- 26" wheels – optionally 29"
- Highest soil protection and agility.
- Optionally with closed cab, heater and defroster



The generously sized cab

Sit down on the ergonomic comfort seat. All levers and pedals are ergonomically arranged in functional groups. Short shifting travels of the 8F/8R shuttle gearbox provide fast and safe shifting even on slopes. The straightforwardly organised dashboard, with clearly structured indicator and warning lights, provides permanently essential information.



Even more power

The Metrac G3 features a powerful 4 cylinder diesel engine with 44 hp (32.1 kW) at 2,800 rpm – for even more power reserves when working with the rotary disc mower. The large, well sealed bonnet, being a highly efficient dust filter, increases maintenance intervals for radiator and fan.


Hydraulic weight compensation

The preselectable weight compensation pressure is set via a rotary knob and shown at the pressure gauge. If needed, the system is recharged at the push of a button in a matter of seconds.



Robust linkages

The front and rear linkages with weight compensation ensure optimal work in landscaping and in municipal use. The standard front linkage cat. I lifts 900 kg and can be equipped with a hydraulic top link. The optional rear 3 point linkage with moving lower links has a lifting force of 950 kg.



REFORM Metrac G3 X

Compact and comfortable.

The entry level to the X series has never been more comfortable than with the G3 X. A characteristic feature for the X series are the final drives which are easy on the whole drive train and support it at the same time. This reduces wear and increases the service life of the vehicle. The Metrac G3 X can optionally be equipped with a closed cab, heating and defroster. Making the machine fit for use in poor weather conditions.


- Robust driving/steering axles with planet gear final drives
- Powerful technology
- Maximum terrain mobility
- Optionally with closed cab
- 4 steering modes for unbeatable manoeuvrability
- Switchable four wheel drive
- Low centre of gravity
- Large footprint
- Highest soil protection
- Low dead weight



See and be seen
The Metrac G3 X can be equipped with auxiliary lights and a rotating warning light. For optimal view in twilight and at night.



The **tilt-adjustable steering column** ensures an optimum seating position.



Planetary final drives for long life
The planetary final drives on the robust driving/steering axles have the benefit that the whole drive train is supported and treated with care at the same time. This reduces wear and increases the service life of the vehicle.

The drive shaft drives the internal gear (1). Via the planetary gears (2) and the fixed internal sun gear (4), a lower rotational speed is induced in the planetary gear carrier (3), which is bolted to the wheel hub. The transferable torque is increased only here. Reduced forces act on the drive shaft.

Comfort with a capital 'C'
The driver rollover protection frame with roof, tinted windscreen, right and left side windows, and a rear window, provides ample head clearance and space to move. Optionally, the G3 X can be fitted with a closed cab including heating and defroster. Higher comfort in all locations and under all conditions.


A spacious workplace
Take your seat in the generously dimensioned deluxe cab and feel instantly at home. All controls are in easy reach and ergonomically arranged in functional groups.



REFORM Metrac G4 X

The versatile multi-talent for any job.

With its **Metrac G4 X** model, REFORM has devised a high performing, comfortable and reliable two axle mower for applications in municipal services, landscaping, and in many other areas. The model can handle the most diverse jobs safely and precisely, in the smallest spaces or in the most extreme terrain. Benefit from the Metrac mid-range thanks to high quality, smart technology, superior function, and efficiency.



The flexible and extremely efficient **4-cylinder engines** utilize the maximum torque over a wide speed range and benefit from enormous engine output. The high torque ensures full power and flexibility in partial load operation. The quadruple rubber mounting of engine and cab keeps oscillations and vibrations out of the cab.

The Metrac G4 X has a **front linkage** with integrated lateral displacement as standard.



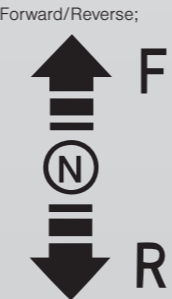
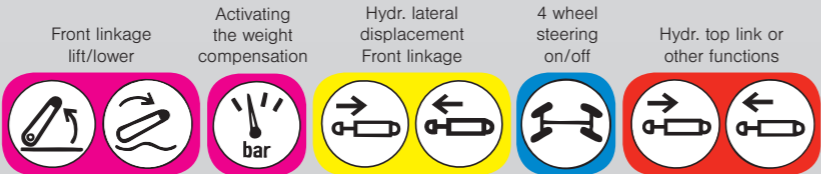
Height-adjustable headlights
The toolless height-adjustable headlights can be easily adapted to the attachments and the working conditions. Guards protect against damage.



The easily accessible **filler neck** provides for fast filling stops, and the **electrical external control** for the linkage makes mounting and removing of attachments easy.



Everything under control with the multi-function control lever!
In the H models, you select the right driving speed and direction with the multi-function accelerator lever, irrespective of the engine speed and under load. In the G models, you use the multi-function control lever to switch between forward and reverse gear. The buttons on the multi-function control lever provide unparalleled comfort for operating the most frequently used hydraulic functions.
(The figure on the left shows the H model)



The clearly organised cockpit, with clearly separated indicator and warning lights, provides essential information permanently. You can fully focus on your work. All controls are ergonomically positioned and clearly arranged in functional groups in the driver's area of vision – so you have everything under control at all times. The wide door-opening and the generous space make the Metrac a comfortable workplace. The cab is vibration damped via the cab mountings and can be upgraded to a deluxe cab with heating and air conditioning.

REFORM Metrac G7 RX

The efficient powerhouse.

With the Metrac G7 RX, the gearbox variant of the hydrostat model H7 RX, REFORM combines efficiency, compactness and productivity in just one vehicle. A completely new design, a spacious interior, ease of maintenance and ergonomic controls make the G7 RX a comfortable flagship model within the proven REFORM gearbox series.

Benefits at a glance:

- High engine power (70 hp/250 Nm) at emission class 3 B
- Mechanical drive
- 4 steering modes for unbeatable manoeuvrability
- New spacious interior
- Very good all-round visibility
- Tilt and height-adjustable steering column
- Central instrument cluster with on-board computer and colour display
- Front linkage with lateral displacement and electro-hydraulic weight compensation
- Highest payload in its class
- Highest lifting forces in its class
- Electro-hydraulically switchable four wheel drive
- Electro-hydraulically actuated differential locks
- Maximum terrain mobility
- Highest soil protection

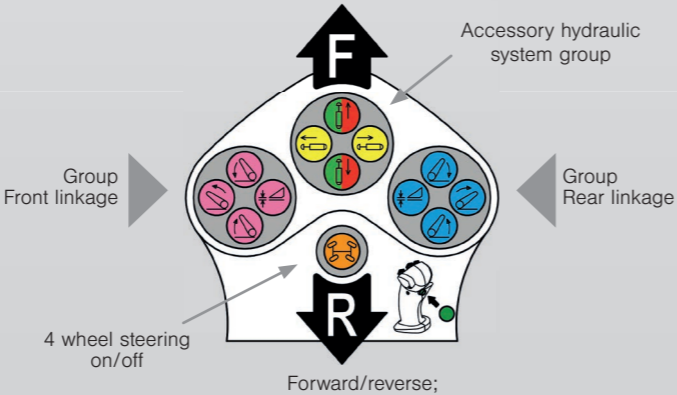


An **on-board computer** with a central colour display completes the attractive appearance of the cockpit, giving the driver an optimal overview.

The display shows important information such as service due, fuel consumption, speed, acreage counter and more.



The **new multi-function control lever** simplifies operation and ensures safe and efficient operation in all situations. It is now possible to operate the central functions, such as front and rear linkage, easily and accurately with one hand. All controls are grouped ergonomically and clearly according to function and are within the driver's has reach – so he has everything under control and can fully focus on his work.



Highest payload and lifting forces in its class

The Metrac G7 RX has by far the highest payload capacity and the largest lifting capacity in its class. Front and rear linkages lift unbeatable 1,500 kg. The payload is 1,700 kg. These outstanding capacities won't reach their limits so easily.

The front and rear linkages are equipped with hydraulic vibration damping. This means more comfort and safety, and for the Metrac a longer service life by reduced load.



Metrac H4 X



Metrac G7 RX



Metrac H7 X



Metrac H9 X



Metrac H9 X



Metrac G4 X

Metrac accessories

Top equipment for any job.




The detachable **LED rotating warning light** makes you visible even in poor weather conditions.




One or two **working lights** on or below the cab roof provide best view of the rear working area.



The integrated **auxiliary lights** (optionally also in LED) at the roof front ensures maximum visibility, turning night virtually into day.




Mechanical or automatic **trailer hitches** are available for different applications.



The height-adjustable **trailer hitches with slide** are a special advantage (mechanical, automatic, or with ball head).



With the **hydraulic top link**, you can react to uneven ground quickly from the cab or adjust the cutting height with the push of a button.



The electric **WIPOMAT** swivel unit offers maximum driving comfort even during long days of work.



Comfortable climate with roof-integrated **air conditioning** (standard for H7 X/H9 X) or additional fresh air supply for closed cab with the integrated **roof ventilation system** (not on G7 RX/H7 RX/H7 X/H9 X).



All Metrac models can be finished in your specified **custom paint**.

No load is too heavy for the Metrac rear linkages.




Electric external control



Retaining balls cat. 1 and 2 or hook end cat. 2

The robust design of the rear 3 point linkage with weight compensation make the Metrac a universal working machine. The large lifting forces of 1,200 or 1,500 kg in the X series (not on G3 X) allow the use of high performance attachments.

- Double acting cylinders (lift/pressure) (switchable to single-acting).
- Mobile, outwardly strutted lower links
- Longitudinally adjustable lifting struts and lowering speed control.
- Optional vibration damping (G7 RX and H4 X-H9 X series)
- Switching from front weight compensation to the rear linkage (option).



Extra Stability is achieved by supporting the rear linkage with pull rods on the rear axle.

REFORM Metrac

The climbers with the strong profile.

Basic tyres



26x12.00-12 Terra

G4 X-H9 X



31x15.50-15 Terra

G4 X-H9 X



33x15.50-15 Terra

G7 RX-H9 X



440/50 R17 All-Ground

G3-G3 X



29x13.50-15 Terra



31X15.50-15 AG profile



31X15.50-15 Turf tread



425/55 R17 AG

Auxiliary tyres



29X13.50-15 with 5.00-16 AG*



31X15.50-15 with 6.50-16 AG



33X15.50-15 with 7.50-16 AG



425/55 R17 with 7.50-18 AG

*not shown: 26x12.00-12 with 5.00-15

The wide low-pressure tyres with various special profiles ensure maximum traction, low ground pressure and reliable turf protection. They provide grip on difficult soils and steep slopes.

Steering angle is not limited!

Uphill – with even better grip.



Choose your profile:

- 1 Narrow tread low pressure tyres for maximum soil protection
- 2 Agricultural tyres for high pulling performance and high stability
- 3 Turf tread for intensive lawn care


Even better slope capability and soil protection with the **front and/or rear auxiliary tyres**. Fast installation and removal with quick release lock.

If you want to switch the auxiliary tyres between front and rear axle, you can install mounting parts on both axles for a quick change between front and rear.

Innovative engineering since 1910

Customer satisfaction through quality.


REFORM-Werke Wels is one of the few manufacturers which assume undivided responsibility for the entire value added chain. Have a brief tour on the creation of Reform products, from development of a new machine to standard production. The entire production process is subject to the requirements of the **ISO 9001 quality management system**.



Latest equipment, such as 3D CAD, in **design and development** of new special purpose vehicles.



In **parts production** precision parts are manufactured on leading edge CNC tools in different batch sizes.



Permanent **quality control** ensures compliance with standards according to the ISO 9001 quality management system.



In **line assembly**, excellently trained and continuously schooled expert personnel produce a wide range of vehicle types and variants.

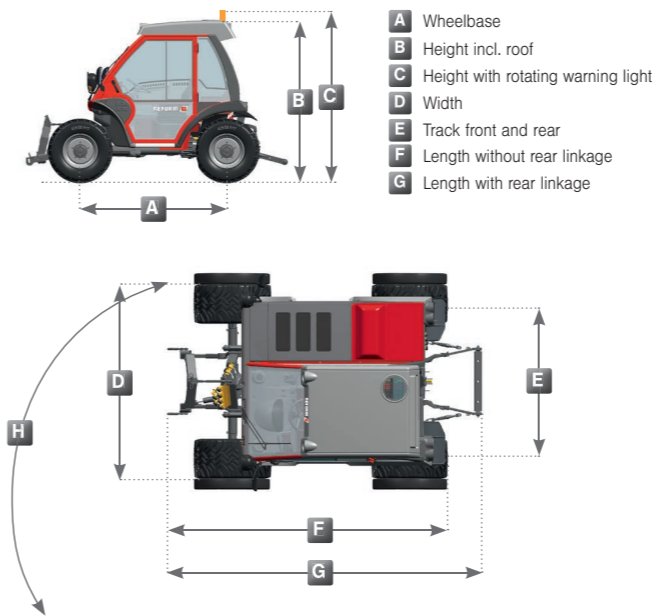


Before delivery, all vehicles undergo intensive **functional testing** such as here on the roller test bed (image).



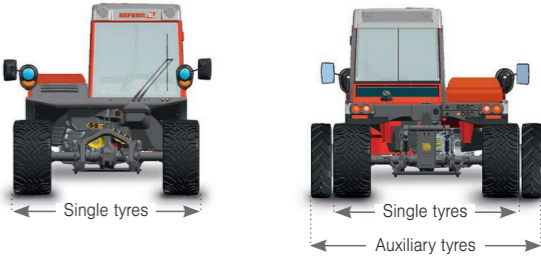
In the **end of line check** and the **finishing department**, all machines are thoroughly checked once more and prepared for shipment to their future owners.

Dimensions G3 – H9 X



Dimensions in mm							
	Metrac G3	Metrac G3 X	Metrac G4 X	Metrac G7 RX	Metrac H4 X	Metrac H7 RX	Metrac H7 X, H9 X
	26x12.00-12	29x13.50-15	31x15.50-15	31x15.50-15	31x15.50-15	31x15.50-15	33x15.50-15
A	1,665	1,665	1,950	1,995	1,950	1,995	2045/2,245
B	1,925	1,965	2,080	2,120	2,080	2,120	2,165
C	2,211	2,251	2,300	2,320	2,300	2,320	2,365
D	1,885	1,985	2,020	2,020	2,020	2,020	2,020
E	1,565	1,635	1,630	1,630	1,630	1,630	1,630
F	2,615	2,655	3,065	3,125	3,065	3,125	3,210/3,410
G	2,975	2,975	3,520	3,580	3,520	3,580	3,630
H	3100	3200	3550	3550	3550	3550	3550/3740

Wheel outer widths G3 – H9 X



Wheel outer width (mm)	G3	G3 X	G4 X	G7 RX	H4 X	H7 RX	H7 X H9 X
26x12.00-12 Terra tyres	1,885	—	—	—	—	—	—
26x12.00-12 with 5.00-15	2,205	—	—	—	—	—	—
29x13.50-15 Terra tyres	1,985	1,985	—	—	—	—	—
29x13.50-15 with 5.00-16	2,300	2,300	—	—	—	—	—
29x13.50-15 with 6.00-16	—	2360	—	—	—	—	—
31x15.50-15 Terra tyres	—	—	2,020	—	2,020	2,020	—
31x15.50-15 Turf tyres	—	—	2,020	2,020	2,020	2,020	2,020
31x15.50-15 AG tyres	—	—	2,020	2,020	2,020	2,020	2,020
31x15.50-15 with 6.50-16	—	—	2,410	2,410	2,410	2,410	2,410
33x15.50-15 Terra tyres	—	—	2,020	2,020	2,020	2,020	2,020
33x15.50-15 with 7.50-16	—	—	2,440	2,440	2,440	2,440	2,440
425/55 R17 AG tyres	—	—	—	2,160	—	2,160	2,160
425/55 R17 with 7.50-18	—	—	—	2,630	—	2,630	2,630
440/50 R17 All-Ground	—	—	—	2,160	—	2,160	2,160
440/50 R17 with 7.50-18	—	—	—	2,630	—	2,630	2,630

REFORM – On the way to the customer.

A large part of the machines are transported with **REFORM's own lorries** – they reach their destination fast and safely.

Our new transport vehicles – in eye-catching, contemporary design – have special accessories for the optimal loading of REFORM machines. Additionally, we also use outside forwarding agencies and railway transport.



Reform Metrac – simply the best!



Technical data	Mechanical drive				Hydrostatic drive			
	Metrac G3	Metrac G3 X	Metrac G4 X	Metrac G7 RX	Metrac H4 X	Metrac H7 RX	Metrac H7 X	Metrac H9 X
Engine								
Type	Kubota V 2003 M EU-32	Kubota V 2003 M EU-32	Kubota V2403-M	VM R754 TE4	Kubota V2403-M	VM R754 TE4	VM R754 ISE5	VM R754 EU6
Power hp	44	44	49	70	49	70	74	91
Power kW	32.1	32.1	36	51.5	36	51.5	54.5	67
Displacement/cyl.	1,999	1,999	2,434	2,970	2,434	2,970	2,970	2,970
Cyl.	4	4	4	4	4	4	4	4
Torque	128.4	128.4	158	250	158	250	310	380
at engine speed	1,600	1,600	1,600	1,000	1,600	1,000	1,100	1,100
Nominal speed rpm	2,800	2,800	2,700	2,600	2,700	2,600	2,300	2,300
Emission level	3A	3A	3A	3B	3A	3B	5	5
Exhaust gas recirculation	✓	✓	✓	✓	✓	✓	✓	✓
DPF	-	-	-	-	-	✓	✓	✓
SCR catalytic converter	-	-	-	-	-	-	-	✓
Fuel tank, litres	35	35	63	80	63	80	80	80
AdBlue tank, litres	-	-	-	-	-	-	-	14
Electrical system	12 V/ 60 Ah	12 V/ 60 Ah	12 V / 90 Ah	12 V / 105 Ah	12 V / 90 Ah	12 V / 105 Ah	12 V / 105 Ah	12 V / 105 Ah
Alternator Ah	40 A	40 A	70 A	140 A	70 A	140 A	140 A	140 A
Drive/chassis								
Single dry plate clutch	✓	✓	✓	✓	-	-	-	-
Inching pedal	-	-	-	-	✓	✓	✓	✓
Shuttle gearbox 8/8	✓	✓	✓	✓	-	-	-	-
Shuttle gearbox 12/128	-	-	o	o	-	-	-	-
Hydrostatic drive	-	-	-	-	✓	✓	✓	✓
2 mechanical gear reductions	-	-	-	-	✓	✓	✓	✓
2 electro-hydraulic Gear reductions	-	-	-	-	✓	✓	✓	✓
Speed 26"	20	-	-	-	-	-	-	-
Speed 29"	23	23	-	-	-	-	-	-
Speed 31"	-	-	27.3	35	36	36	-	-
Speed 33"	-	-	29.5	38	39	39	38	38
Speed 425/440 kph	-	-	-	40	-	40	40	40
Driving/steering axles front and rear	✓	-	-	-	-	-	-	-
Driving/steering axles with end drive front and rear	-	✓	✓	✓	✓	✓	✓	✓
Switchable four wheel drive	✓	✓	✓	✓	✓	✓	✓	✓
Differential lock, self-locking front	✓	✓	-	-	-	-	-	-
Differential lock mechanically operated front	-	-	✓	-	✓	-	-	-
Differential lock mechanically operated rear	✓	✓	✓	-	✓	-	-	-
Differential lock electro-hydraulically operated front and rear	-	-	-	✓	-	✓	✓	✓
Wheelbase	1,665	1,665	1,995	1,995	1,995	1,995	2045 /2245	2045 /2245

Technical data	Mechanical drive				Hydrostatic drive			
	Metrac G3	Metrac G3 X	Metrac G4 X	Metrac G7 RX	Metrac H4 X	Metrac H7 RX	Metrac H7 X	Metrac H9 X
Front steering	✓	✓	✓	✓	✓	✓	✓	✓
Rear steering	✓	✓	✓	✓	✓	✓	✓	✓
Crab steering	✓	✓	✓	✓	✓	✓	✓	✓
4 wheel steering	✓	✓	✓	✓	✓	✓	✓	✓
Service brake: Hydraulic dual circuit 4 wheel power brake	✓	✓	✓	✓	✓	✓	✓	✓
Mechanical parking brake	✓	✓	✓	✓	✓	✓	✓	✓
Steering brake	✓	✓	-	-	-	-	-	-
Tyre variants								
26x12.00-12 Terra	✓	-	-	-	-	-	-	-
29x13.50-15 Terra	o	✓	-	-	-	-	-	-
31x15.50-15 Terra	-	-	✓	✓	✓	✓	-	-
31x15.50-15 AG profile	-	-	o	o	o	o	-	-
33x15.50-15 Terra	-	-	o	o	o	o	✓	✓
31X15.50-15 turf tread	-	-	o	o	o	o	o	o
440/50 R17 All-Ground	-	-	-	o	-	o	o	o
425/55 R17 AG profile	-	-	-	o	-	o	o	o
Cab								
Cab with tinted windscreen, left and right side windows	✓	✓	✓	✓	✓	✓	-	-
Closed cab with doors with sliding windows, and heating	o	o	o	o	o	o	✓	✓
Roof fan	o	o	o	-	o	-	-	-
Air-conditioning	-	-	o	o	o	o	✓	✓
Radio	-	-	o	o	o	o	o	o
Comfort seat, leatherette	✓	✓	✓	✓	✓	✓	✓	✓
Comfort seat, cloth cover	o	o	o	o	o	o	o	o
Comfort seat, air cushioned	-	-	o	o	o	o	o	o
Mechanical swivel seat	-	-	o	o	o	o	o	o
Electrical swivel seat	-	-	o	o	o	o	o	o
Front working light	o	o	o	o	o	o	o	o
Front LED working light	-	-	o	o	o	o	o	o
Rear working light	o	o	o	o	o	o	o	o
Rear LED working lights	-	-	o	o	o	o	o	o
LED rotating warning light	o	o	-	-	o	o	o	o
Working hydraulics/linkages								
Front linkage with hydraulic weight compensation	✓	✓	-	-	-	-	-	-
Angle of rotation front linkage with electro-hydraulic weight compensation, vibration damping, and lateral displacement	-	-	✓	✓	✓	✓	✓	✓
Lifting force kg	900	900	1,500	1,500	1,300	1,500	1,500	1,500
Single-acting rear linkage Cat. I and II Device relief (gas pressure damper)	o	o	o	o	o	o	o	o

Technical data	Mechanical drive				Hydrostatic drive			
	Metrac G3	Metrac G3 X	Metrac G4 X	Metrac G7 RX	Metrac H4 X	Metrac H7 RX	Metrac H7 X	Metrac H9 X
Double-acting rear linkage Cat. I and II Device relief (gas pressure damper)	o	o	o	o	o	o	o	o
Changeover of electrohydraulic device relief Front/Rear	-	-	o	o	o	o	o	o
Lifting force kg	950	950	1,500	1,500	1,200	1,500	1,500	1,500
Hydraulic system: basic equipment l/min	26.6	26.6	29.7	24.2	29.7	24.2	28.7	28.7
bar	180	180	195	195	105	195	195	195
Control units Basic equipment	1 d.a.f.	1 d.a.f.	2 d.a.f.	2 d.a.f.	2 d.a.f.	2 d.a.f.	2 d.a.f.	2 d.a.f.
Additional optional control units	1 d.a.f.	1 d.a.f.	1 d.a.f.	1 d.a.f.	1 d.a.f.	1 d.a.f.	1 d.a.f.	1 d.a.f.
Parallel lines, front/rear	✓	✓	✓	✓	✓	✓	✓	✓
Weights								
Empty weight from	1420	1490	1850	2100	1870	2100	2275	2345
Front axle load	1450	1600	1800	2100	1800	2100	2100	2100
Rear axle load	1450	1600	2100	2600	2100	2600	2600	2600
Permissible total weight	2250	2500	3400	3800	3400	3800	4000	4000
PTOs								
Front 540 rpm	✓	✓	✓	✓	✓	✓	o	o
Front 1,000 rpm	-	-	-	-	-	-	✓	✓
Front 540 and 1,000 rpm *	-	-	-	-	-	-	o	o
Rear 540 rpm	✓	✓	-	-	✓	✓	o	o
Rear 540 and 750 rpm	-	-	✓	✓	-	-	-	-
Rear 1,000 rpm	-	-	-	-	-	-	✓	✓
Rear 540 and 1,000 rpm	-	-	-	-	-	-	o	o

* only possible with short wheelbase

Line	✓
Optional	o
not available	-



REFORM. Teamwork Technology.

Boki



Muli



Metrac



Mounty



Boki Excavator



Motech



Metron

Illustrations may show special equipment. Typographical errors and technological changes excepted.

PRO3110/0119

Reform-Werke

Bauer & Co Gesellschaft m.b.H
Haidestrasse 40, A-4600 Wels, Austria
T +43 7242 232 0
info@reform.at

Agromont AG

Reform Schweiz
Bösch 1, CH-6331 Hünenberg, Switzerland
T +41 41 784 20 20
info@agromont.ch

Kiefer GmbH

Mechanical Engineering, Vehicle Construction & Sales
Furter Straße 1, D-84405 Dorfen, Germany
T +49 8081 414 0
info@kiefergmbh.de